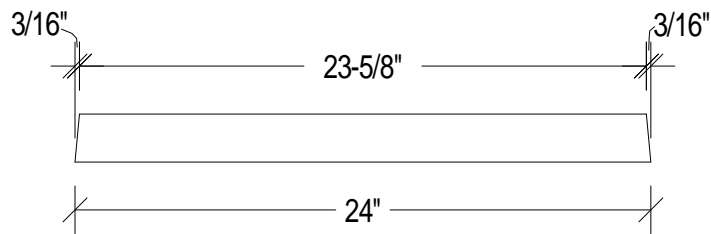


PLAN VIEW



Color: Gray
 Scale: 1-1/2" = 1'- 0"
 Reinforced with #3 rebar

COMMERCIAL CONCRETE PRODUCTS, INC.

24" x 24" x 2"
Concrete Pads

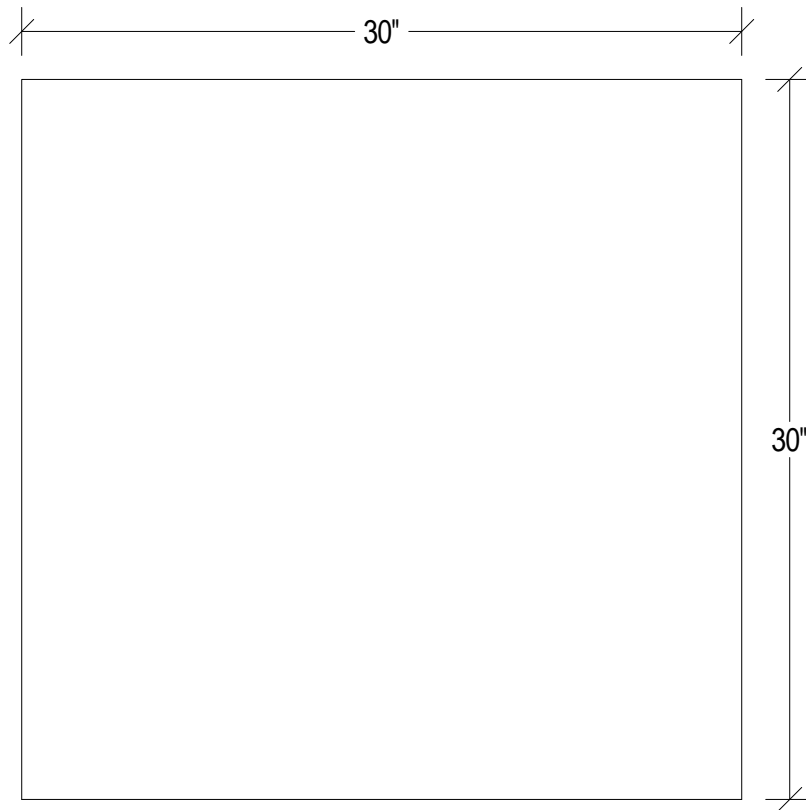
DWG NO. 2424pad

REV. NO. 001

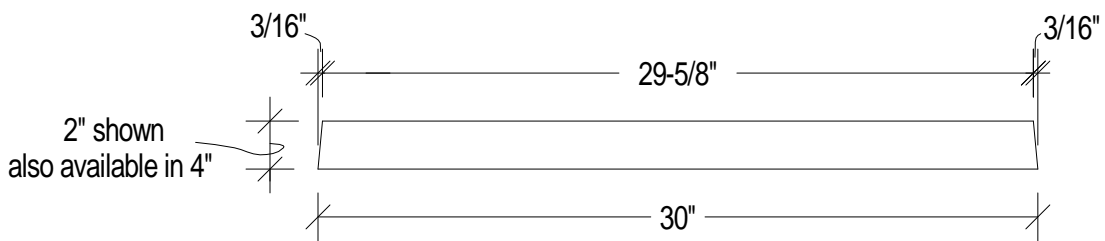
DATE 06/06/09

Date:

Reviewed and Approved By:



PLAN VIEW



Color: Gray
 Scale: 1-1/2" = 1'- 0"
 Reinforced with #3 rebar

Date:

Reviewed and Approved By:


COMMERCIAL CONCRETE PRODUCTS, INC.

30" x 30" x 2" or 4"
 Concrete Pads

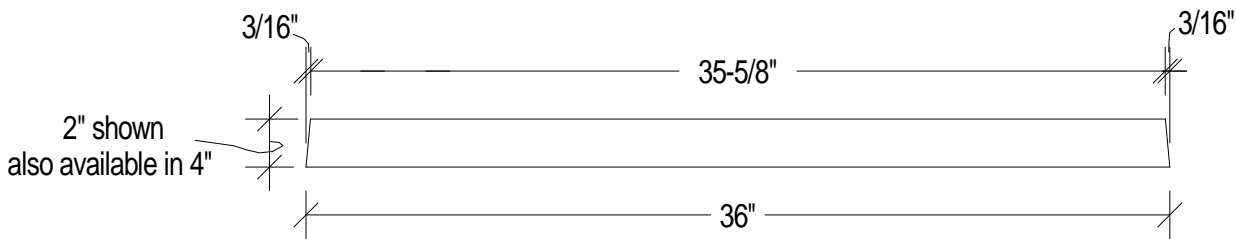
DWG NO. 3030pad

REV. NO. 001

DATE 06/06/09



PLAN VIEW



Color: Gray
 Scale: 1-1/2" = 1'- 0"
 Reinforced with #3 rebar

COMMERCIAL CONCRETE PRODUCTS, INC.

36" x 36" x 2" or 4"
 Concrete Pads

DWG NO. 3030pad

REV. NO. 001

DATE 06/06/09

Date:

Reviewed and Approved By: